



e3TM Design series

e3 technology with a sleek, modern finish



ASTG09KUCA

Heating capacity: 3.2kW
 Heating efficiency: COP 4.78
 Cooling capacity: 2.5kW
 Cooling efficiency: EER 4.90

ASTG12KUCA

Heating capacity: 4.3kW
 Heating efficiency: COP 4.06
 Cooling capacity: 3.5kW
 Cooling efficiency: EER 3.98

ASTG18KUCA

Heating capacity: 6.0kW
 Heating efficiency: COP 3.80
 Cooling capacity: 5.0kW
 Cooling efficiency: EER 3.82



Full explanation of symbols on the back page

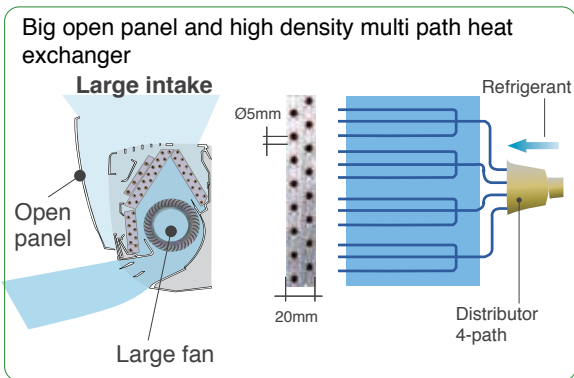
The **e3™** Design series delivers the energy savings of the latest Heat Pump technology, along with a super compact, elegant design and many state-of-the-art features.

Slim and elegant design

The slim and elegant design is created by the leading-edge heat exchanger and high efficiency fan.



Fujitsu's specialist engineering at work.



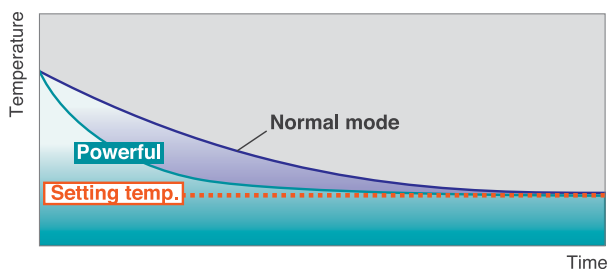
Human Sensor, for more energy savings

When movement is not detected the energy save mode activates, and the capacity is reduced until the sensor detects human movement again.



Powerful operation

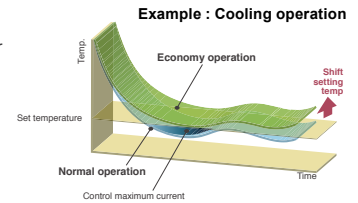
20 minutes of continuous operation at maximum airflow and maximum compressor speed is possible. This rapid cooling and heating makes your room comfortable faster.



Economy Mode

The economy mode will limit energy consumption (up to 30% of normal mode).

Maintaining a slightly higher temperature in Cool Mode and lower temperature in Heat Mode, as well as limiting maximum current.



10°C heat operation

This function on the remote control will prevent the room temperature from falling below 10°C, so the room will never be too cold when you are away.



Healthy Air Filters

Fujitsu's advanced filter systems contribute to a fresher, cleaner and healthier environment.



Fujitsu's Catechin Filters are approved by the Asthma and Respiratory Foundation NZ's Sensitive Choice® programme.



Fujitsu is recommended by Asthma New Zealand

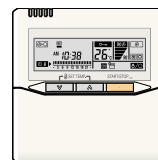
Optional wall controllers

LCD Wall controller



UTY-RVNYN

Universal wall controller



UTY-RNNYN

Simple wall controller



UTY-RSNNY

The optional wall controllers require a communication kit. Speak to your installer about your requirements.

e3™ Design series specifications

Model No.	Indoor Unit		ASTG09KUCA	ASTG12KUCA	ASTG18KUCA
	Outdoor Unit		AOTG09KUCA	AOTG12KUCA	AOTG18KUCA
CAPACITY (RANGE)	HEAT	kW	3.2 (0.9-5.4)	4.3 (0.9-5.70)	6.0 (1.05-7.50)
	COOL	kW	2.5 (0.9-3.6)	3.5 (0.9-4.10)	5.0 (0.9-6.0)
INPUT POWER	HEAT/COOL	kW	0.67 / 0.51	1.06 / 0.88	1.58 / 1.31
COP / EER	HEAT/COOL	kW/kW	4.78 / 4.90	4.06 / 3.98	3.80 / 3.82
STAR RATING	HEAT		5.0	3.5	3.0
	COOL		5.0	3.5	3.0
RUN CURRENT	HEAT/COOL	A	3.3 / 2.7	4.9 / 4.3	6.7 / 5.6
MOISTURE REMOVAL		L/Hr	1.3	1.8	2.6
INDOOR NOISE Q/L/M/H	HEAT	dB(A)	21/32/37/42	22/32/38/43	29/36/42/46
	COOL				
OUTDOOR NOISE			47	49	48
AIR CIRCULATION	INDOOR	l/s	222	236	272
	OUTDOOR				
DIMENSIONS AND WEIGHTS (HxWxD)	INDOOR	mm	282 x 870 x 185		
		kg	9.5		
	OUTDOOR	mm	540 x 790 x 290		620 x 790 x 290
		kg	34		40
OUTDOOR OPERATING TEMPERATURE	HEAT	Degree	-15 to 24		
	COOL		10 to 46		
REFRIGERANT			R32		

Due to ongoing Research and Development, specifications and designs are subject to improvement without notice therefore relevant manuals must be consulted before any action is taken to install or service these products.

Energy Saving Tips

Heat Pumps are one of the most efficient forms of heating available. Fujitsu has always led the way in energy savings – pioneering breakthroughs like the e3 Series of Heat Pumps that have the new R32 Thermodynamic system that is more efficient than earlier systems.

Ask your Heat Pump consultant, accredited by Fujitsu, to give you good advice tailored to your home needs. But in the meantime, here are some general tips to help you get the most out of your Heat Pump:

- Only heat the spaces that you are actually using and shut doors and curtains to keep the heat in.
- Home insulation will save you heaps of power – without good insulation, you can lose up to 75% of the heat you are paying for, through your ceiling, walls and floor.
- Don't have the temperature higher than you need it. Aim to set your Fujitsu Heat Pump between 18°-22° Celsius while you are using a

space and then 16° Celsius if you need it on overnight - otherwise, we recommend turning it off until the morning.

- Learn to use the timer features so your Fujitsu Heat Pump comes on an hour or so before you get home or get up in the morning, instead of leaving it on all day.
- Keep your Heat Pump well maintained and make sure the filters are cleaned regularly.
- It is important to have your Heat Pump serviced regularly. This will keep it performing efficiently and effectively.
- Ask for this booklet: "Tips to help you run your Heat Pump at maximum efficiency".

Enjoy the healthy comfort of your Fujitsu Heat Pump. We know you will reap the rewards for many years to come.



Explanation of features

- i-PAM** **i-PAM control models:** i-PAM inverter control is a technology which reduces loss of efficiency by adjusting the current waveform to a better sine waveform. This promotes the more effective use of the input power supply to attain high performance.
- Human Sensor** **Human Sensor:** Human Sensor catches movements of people in a room.
- Up/Down** **Up / down swing louvers:** The up/down louvers automatically swing up and down.
- Left/Right** **Right/Left swing louvers:** The right/left louvers automatically swing in either direction.
- Double** **Double swing automatic:** Complex swing action enables the louvers to automatically swing both horizontal and vertical directions.
- Adjust** **Automatic air flow adjustment:** The micro-computer automatically adjusts the air flow effectively to follow the changes of room temperature.
- R** **Auto restart:** In the event of a temporary power failure, the air conditioner will automatically restart in the same operating mode as before, once the power supply is restored.
- Moisture** **Moisture removal:** Effectively dehumidifies the air.
- Auto Louver** **Automatic louvers:** The position of the louvers is set automatically to match the operating mode. It is also possible to adjust the louvers using the remote control.

- Auto-changover** **Auto-changeover:** The unit automatically switches between heating and cooling modes based on your temperature setting and the room temperature.
- Auto Shut Louver** **Auto shut louvers:** The auto shut louvers close or open automatically when the unit stops or starts.
- 10°C HEAT** **10°C HEAT operation:** The room temperature can be set to go no lower than 10°C, thus ensuring that the room does not get too cold when not occupied.
- Economy** **Economy mode:** Limits the maximum operational current, and performs operation with the power consumption suppressed.
- Powerful** **Powerful mode:** Operates at maximum air flow and compressor speed, and quickly makes the room comfortable.
- Low noise** **Low noise mode:** Sound noise level of outdoor unit can be selected or reduced.
- Sleep** **Sleep timer:** The micro-computer gradually changes the room temperature automatically to afford a comfortable night's sleep.
- Program** **Program timer:** This digital timer allows selection of one of four options : ON, OFF, ON OFF or OFF ON.

- Weekly** **Weekly timer:** 4 different ON-OFF times can be set every day for up to 7 days. Just set and forget!
- Wash** **Washable panel**
- Filter** **Filter sign:** Indicates when the filter needs cleaning.
- Ion** **Long-life Ion Deodorisation Filter:** This special filter comprises of super micro particles which can produce negative air ions which deodorise and absorb cooking, pet and other smells.
- AF** **Apple-Catechin Filter:** Fine dust, invisible mold spores, and harmful microorganisms are absorbed onto the filter by static electricity, and further growth is inhibited and deactivated by the polyphenol extracted from apples.
- Powerful Heating** **Powerful heating**
- Controller** **Wall (wired) controller:** Optional, easy-to-use wall (wired) controller. 7-day timer for 'set and forget'.
- Coil Dry** **Coil dry operation:** Pressing the coil dry button after operating will dry the internal unit to prevent mould and bacteria growth.
- Cobalt Blue** **Cobalt Blue heat exchanger:** Outdoor unit fins are coated with a blue corrosion resistant material to enhance durability and extend performance life of your heat pump.

Cooling Heating

Explanation of terms

Capacity: The higher the capacity, the more area can be heated and cooled, and the faster the Heat Pump will heat and cool the room.

COP: Stands for coefficient of performance or (more simply!), the relationship between energy used and heat delivered. For example with a heating COP of 4.11 – you will get up to 4.11kW of heat for every 1kW of energy used under test conditions.

EER: Stands for Energy Efficient Ratio, and is the ratio of the cooling capacity to the power input. The higher the EER, the more efficient the Heat Pump.

Indoor Sound: Measured in decibels, this is the sound level of your indoor unit at selected fan speeds. For example 20-30 decibels is less than the sound of a human whisper.

Heating Range: With our Kiwi winter, your Heat Pump needs to be able to supply heat indoors, even when its -15°C outside!

Heating/Cooling capacities and run current test are based on the requirements of AS/NZS3823, that standard test at the temperature below. Cooling: Indoor Temp: 27°C DB / 19°C WB. Outdoor Temp: 35°C DB.

Heating: Indoor Temp: 20°C DB. Outdoor Temp: 7°C DB / 6°C WB.

Printed with 100% vegetable based inks. Printed on environmentally responsible paper.

Fujitsu General accepts no liability for incorrect data. Please ensure you have confirmed installation requirements and pipe sizes prior to install.



HEAT PUMPS | AIR CONDITIONING

Fujitsu General New Zealand Limited
www.fujitsugeneral.co.nz

Why Fujitsu?



NZ's longest manufacturer's warranty



Fujitsu is recommended by Asthma New Zealand

Healthier home



Fujitsu's Catechin Filters are approved by the Asthma and Respiratory Foundation NZ's Sensitive Choice® programme.

Healthier home



Trusted brand 2014 | 2015 | 2016

Independently awarded as NZ's leading iconic and trusted Heat Pump brand.



Reader's Digest Trusted Brand 2017